

CERTIFICATE OF ANALYSIS No.: 2021-5975





SAMPLE

KSFSDDGUM.07092021

Sample condition: SUITABLE
Sample ID: 2136069
Sample type: Gummy material
Batch No.:

Work order: 2021-105592
Analysis ID: 2021_207
Method ID: PHL_RPC_12C
Method SOP: MET-002

Sample received: 10/09/2021
Start of analysis: 13/09/2021
End of analysis: 14/09/2021
Analyst: Aleksander Jefim

CANNABINOID PROFILE	Concentration [% w/w]	Expanded uncertainty [% w/w]	Graphic presentation of relative cannabinoid concentration
CBDV - Cannabidiol	< LOQ	n/a	
CBDA - Cannabidiolic acid	< LOQ	n/a	
CBGA - Cannabigerolic acid	< LOQ	n/a	
CBG - Cannabigerol	0.051	0.015	
CBD - Cannabidiol	0.367	0.055	
THCV - Tetrahydrocannabivarin	< LOQ	n/a	
CBN - Cannabinol	< LOQ	n/a	
CBC - Cannabichromene	< LOQ	n/a	
THC - Δ-9-Tetrahydrocannabinol	< LOQ	n/a	
THCA - Δ-9-Tetrahydrocannabinolic acid	< LOQ	n/a	
8-THC - Δ-8-Tetrahydrocannabinol *	< LOQ	n/a	
CBL - Cannabicyclol *	< LOQ	n/a	

The results marked by * relate to non-accredited activity.

Units and abbreviations: % w/w = weight percent, < LOQ = below the limit of quantitation (0.03 % w/w), ND = not detected, n/a = not available.

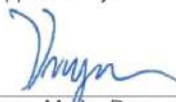
The results given herein apply only to the sample as received. Expanded Uncertainty was calculated using coverage factor $k = 2$, corresponding to a double standard uncertainty and characterizes the interval value in which it is possible to expect the real value with a probability of 95%. This is stated according to the ISO/IEC Guide 98-3.

Total or partial reproduction of this document is not allowed without the permit from PharmaHemp d.o.o. The document does not substitute any other legal document.

Date issued:


14/09/2021

Approved by:



mag. Marko Dragan
Analytical Laboratory Manager

Authorized by:



dr. Boštjan Jančar
Chief Technology Officer

End of Certificate